

TEACHERS' NOTES



MATTHEW FLINDERS

ADVENTURES ON LEAKY SHIPS

CAROLE WILKINSON & PRUE PITTOCK



MATTHEW FLINDERS

ADVENTURES ON LEAKY SHIPS

Synopsis

Matthew Flinders was determined to map the entire coast of the continent we now call Australia. His story is packed to the gunwales with adventure – storms and shipwrecks, death and danger, a race to beat the French – but more than this, it is a story of loyalty to his crew, love for his wife, and affection for the brave little cat who sailed with him.

Writing style





Matthew Flinders: Adventures on leaky ships has been written with the needs of both early and more advanced readers in mind. The simple language, direct writing style and inviting illustrations combine to create an engaging history of this revered explorer-adventurer.

Illustrative style

Matthew Flinders is illustrated by Prue Pittock. Her images are meticulously researched and rendered in fine pen, and subtly tinted with watercolour and coloured pencils. The historically narrative images are deftly imbued with a whimsical and charming wit.

Specifications

Author	Carole Wilkinson	Binding	Hardback
ISBN	9781742035932	Reading level	8+
Format	297mm x 210mm	Interest level	8+
Extent	32pp + cover	Category	Non-Fiction





MATTHEW FLINDERS

ADVENTURES ON LEAKY SHIPS

Study notes: Themes

- Descriptive words
- Cartography / mapping
- Mapping of Australia
- World history
- Australian history
- Competing European powers
- Exploration and discovery
- Geography
- Life at sea
- Dangers of ocean travel
- Navigation and technology
- Oceans
- First Nations Peoples
- Love and duty





Curriculum link: Literacy

Before reading:

- Before looking at the cover, ask the students to try and draw a map of Australia from memory.
- Discuss the words *leaky ships*. Ask the children when they think Flinders was active as a ship's captain. Ask them what they imagine the ships he captained would have been like.
- Show students the book's cover and discuss their response to it.
- Read the blurb and ask students why they think travelling by ship at that time was so dangerous.
- Create a list that the class comes up with of their ideas and any questions that arise. After reading the book, recheck the list.

While reading:

- Before reading, give each student a few sticky notes. Ask students to note any words, questions or wonderings they hear or have that they'd like to share or ask. These can be collated and displayed on a noticeboard or poster. Their questions, lists and wonderings are an opportunity to assess current knowledge and will provide direction for discussions, investigations or presentations.
- Ask the students to take turns reading a paragraph aloud to the rest of the class. Where appropriate, ask the students what they think certain words may mean.





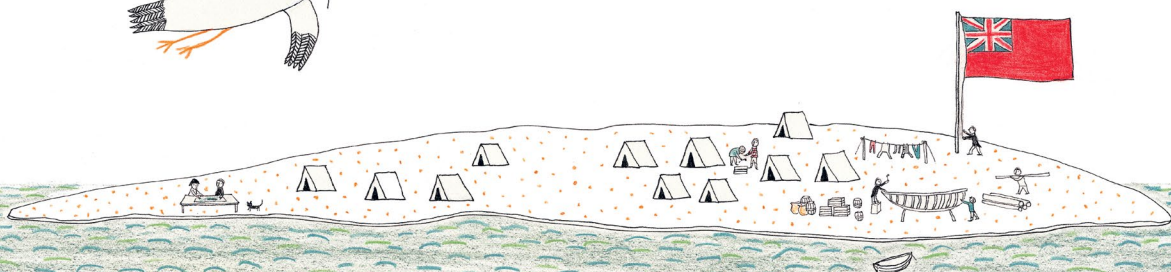

MATTHEW FLINDERS

ADVENTURES ON LEAKY SHIPS

Curriculum link: Critical and Creative Thinking

After reading:

- What were the biggest hurdles Flinders faced on his journeys?
- What drove him to explore and discover new lands?
- What were his key achievements?
- Was Flinders a good leader?
- What do you think of Flinders' decision to leave behind his wife in order to pursue his work?
- Given the amount of hardship he experienced, was Flinders a competent yet unlucky captain or was he ill-equipped to be in charge of a ship?
- What sort of skills were needed to be a successful explorer at sea?
- What inventions and technologies that we have today would have been useful to Flinders on his voyages?
- Why were Flinders' voyages important for the British empire?
- What items of food, equipment etc were most important for long voyages at sea?
- What was life like at sea? Was it safe, healthy, exciting etc.
- What experiences did Flinders have with encountering First Nations Peoples?





MATTHEW FLINDERS

ADVENTURES ON LEAKY SHIPS

Curriculum link: ICT Capability

After reading:

ACTIVITY: Prominent figures

- Divide your class into small groups. Allocate each group one of the following prominent figures:

Joseph Banks
George Bass
Nicolas Baudin

William Bligh
Bungaree
Ann Chappell

James Cook
Charles Decaen
John Hunter

Philip Gidley King
John Thistle
Trim

- Students are to create a mini presentation on their chosen figure. These can take on whatever form the students choose – a poster, media or digital presentation, or booklet.

Projects to include: information about the person's life (including significant dates, achievements and their role in relation to Flinders), and how the world remembers them.

ACTIVITY: Sailing vessels

- Divide your class into small groups. Allocate each group one of the following sailing vessels:

Bounty
Bridgewater
Cato
Cumberland


Francis
Hope
Investigator

Lady Nelson
le Géographe
Norfolk

Porpoise
Reliance
Tom Thumb

- Students are to create a mini presentation on their chosen vessel. These can take on whatever form the students choose – a poster, media or digital presentation, or booklet.

Projects to include: key information about the vessel (including type of ship, its size and how many crew it required) and how it was used by Flinders on his adventures.





MATTHEW FLINDERS

ADVENTURES ON LEAKY SHIPS

ACTIVITY: Natural World

- Investigate how early ocean-going explorers found their way around the world. (Sun, stars, read their environment.)
- In pairs, have students mark on world map templates the following details:

Bass Strait	Encounter Bay	Indian Ocean	Tahiti
Botany Bay	England	Kangaroo Island	Terra Australis
Broken Bay	English Channel	Mauritius	Timor
Canton	France	New Guinea	Torres Strait
Cape Leeuwin	Furieux Islands	New Holland	Van Diemen's Land
Cape of Good Hope	Great Australian Bight	Pacific Ocean	Western Port
Cape Town	Great Barrier Reef	Port Jackson	Wreck Reef
Chappell Isles	Great Sandy Island	Spencer's Gulf	
China	Gulf of Carpentaria	Sydney	

ACTIVITY: Creative activities

- Imagine you are a sailor on one of the journey's mentioned in *Matthew Flinders*. Write a narrative about one of the following topics:
 - * life on a sailing ship
 - * your experience as a survivor after the *Porpoise* and *Cato* were shipwrecked
 - * your experience/s upon meeting First Nations Peoples
- Imagine you are Flinders, and that you are writing a letter to your beloved Ann.
- Imagine you are Flinders, and you are preparing for a voyage from England to Port Jackson by completing the following tasks:
 - * make a list of the essential provisions and materials you will need on your journey
 - * come up with a name for your ship
 - * make a list of the people (and their roles) you will need for your journey
 - * you can take five luxury i.e. non-essential items with you – what are they? (Make sure these are period-appropriate – no digital devices!)





MATTHEW FLINDERS

ADVENTURES ON LEAKY SHIPS

Additional video resources

- [Discovering Australia: The legend & reality of Matthew Flinders](#) (73 minute lecture)
- [Ocean's Eighteen: life on board of an 18th-century ship](#) (26 minute documentary)
- [Recipe for ship's biscuit](#) (9 minutes)
- [Sailor Rations in the 18th Century](#) (7 minutes)
- [The Voyage of Matthew Flinders](#) (5 minutes)
- The Navigators - Baudin vs Flinders – [Part 1](#) (52 minutes) & [Part 2](#) (55 minutes)
- [Why scurvy shouldn't exist](#) (relatively advanced information)

Marketing and promotion

Matthew Flinders: Adventures on leaky ships is a one-off title, though it shares elements with other one-off titles such as *Putting Australia on the Map*, *Little Lon* and *The Massive Book of Maps*. Future one-off titles are planned, such as *Show me the Money*, *Vote for Me* and *Migration*.

