

Sometimes CAKE

Themes

Celebrations

Friendship

Emotions

Exploring the Story

Audrey and Lion celebrate the little or ordinary things with great enthusiasm. Some of the things they celebrate include colours, days of the week, food and of course, Lion. Ask the group to think of something small and ordinary that is very important to them. How would they like to celebrate it? Who would they like to share that celebration with? Do they think it is funny or odd to celebrate little or ordinary things?

Ask them to think about how they might already be celebrating the little things in their own lives (i.e. do they high five when they win a game? Do they shout "YES!" when the school bell rings at the end of the day? Do they jump excitedly when they know they are having their favourite food for dinner? Do they have a birthday celebration for their pets?)

Audrey and Lion love to celebrate. Discuss with the group some of the things that Lion and Audrey do to celebrate. What do they make (decorations, hats, cake)? What do they do (dance, play music and games)? Are these things that occur at regular celebrations such as birthdays, new years, Diwali or Christmas? What are some other things that occur at celebrations (parades, costumes, floats, fireworks)? Ask the group, if they were planning a celebration for Lion and Audrey, what is the most important thing they would want to include?



Activity Sheets

Group Celebration Scene

Draw a picture of yourself at a celebration. Think about what clothing you might wear, what accessories you might like to put on (A hat? Some special glasses? Ribbons or wings or a tail?) and how you might be celebrating (Are you dancing? Cheering? Laughing? Turning a somersault?)

When you have finished, carefully cut around your picture. On a large piece of paper or card, stick on everyone's celebration pictures and using items such as coloured paper and bits of ribbon or string, make decorations for your celebration scene (balloons, bunting, confetti) and glue them onto the paper/card. Be sure to include Lion and Audrey and think of what kind of cake Lion should make.

Design your own celebration Hat

Using the attached template and materials such as ribbons, pom poms, and coloured paper, design a hat that you would wear to a celebration with your friends, Lion and Audrey. Think about what colours you want to celebrate with. To extend the activity, you might like to try making your designs into real celebration hats.


Make Your Own (environmentally friendly) Confetti Jar

You will need to gather a clean clear plastic jar from the recycling, a hole punch and/or scrapbook shape press, and petals and leaves from the garden - the more different shades and colours you can find, the better.


Make sure the leaves and petals are a little bit dried out but not so much that they are crunchy. Using the hole punch and/or scrapbook shape press, carefully press out shapes from your leaves and petals. Alternatively, you can just cut them into little pieces with a pair of scissors. Put all the pieces into the clean plastic jar as you go. When you are finished, put the lid on and shake the confetti to mix.

Decide as a group what little thing you wish to celebrate and then go outside, open your jars and celebrate just like Lion and Audrey do. Alternatively, have each child declare what they are celebrating before they open their jar and rain the confetti.

Related Titles



My Friend Is Sad
Mo Willems
9781406338478

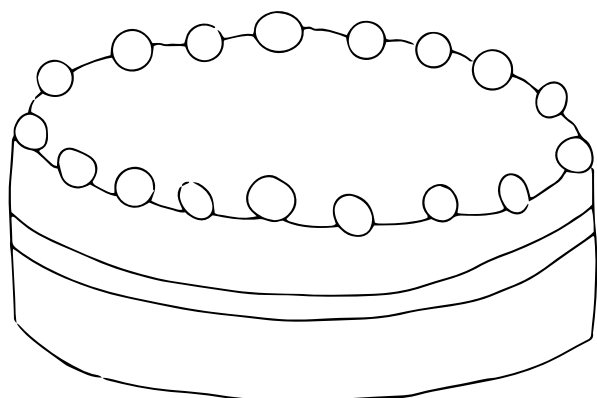




Sad, the Dog
Sandy Fussell &
Tull Suwannakit
9781921529641



We Found a Hat
Jon Klassen
9781406347517

Group Celebration Scene



Name: _____

Design your own celebration Hat

