

ELLA AND THE USELESS DAY

Themes

Sustainability



Upcycling



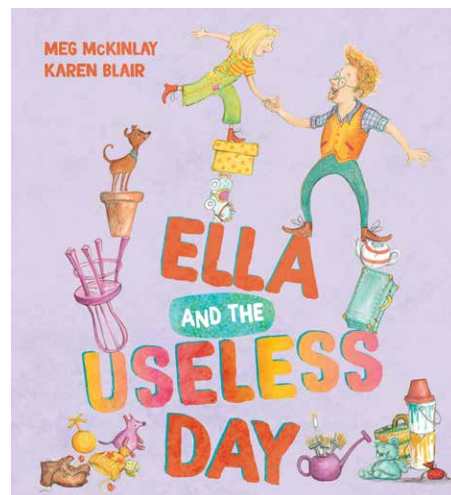
Community

Exploring the Story

In the story Ella and Dad ‘searched and scrambled and sorted’, ‘poked and picked and piled’, ‘hunted and hoisted and heaved’. Ask the children if they can see why these words have been grouped together. If they need assistance you might like to write the words on the board. Discuss with the children the use of alliteration and why the author might have chosen to write it this way.

Ask the children if they have ever had a clear out at home like Ella and Dad. What are the reasons they needed to do a clear out (old, broken, outgrown, etc)? Do they think that all the items they cleared out were useless or are the items only useless to the person who doesn't want them anymore? What did they do with all the things that were cleared out? After reading the story, are they inspired to look for other ways to clear out unwanted or useless belongings? As a group, brainstorm as many options as you can think of to reuse ‘useless’ items rather than taking them to the tip (i.e. selling, donating, recycling, upcycling, trading, refurbishing, etc). You may like to explore the library resources and learn more about recycling. Can you find a book on upcycled arts and crafts?

As Ella and Dad move through the town towards the tip, their neighbours ask for the useless things and seem very excited to have them. Without looking at the end papers, ask the children if they can think of reasons why each person wanted an apparently useless thing, encourage them to use their imaginations and be creative. Once they have discussed it, look through the end papers to discover what everyone did with their useless things. Did anyone have the same ideas or were they all very surprising creations?



Activities

Amazing Alliteration

Look at the words on either side of the template provided and make alliteration matches by drawing a line between the matching words. Can you use the alliteration matches you've found to make your own superbly sublime sentences? Try adding in some alliteration of your own.

Imagine it Different

Imagine you received one of Ella and Dad's useless things. What would you turn it in to? Chose one of the four templates and draw a picture of what you would turn your useless item into.

Beautiful Bookmarks

You will need some old picture books that have been withdrawn from your library collection for this project. Cut or tear text and images from the withdrawn picture books and carefully arrange them until you are happy with your design. Using a glue stick, paste your pieces onto the back of the template provided, aim to cover the whole area of each bookmark shape and don't worry about it going outside of the lines. Once dry, turn the template over and carefully cut around the two bookmark shapes, one will be the front of the bookmark and the other will be the back. Glue the two sides together with your designs facing out. If you would like to make your bookmark more sturdy, you might like to laminate it. You can punch a hole in the top and add ribbon as well..

Your House Self Portrait

What does the inside of your house look like? Use the template provided to draw yourself at home with your family.



AMAZING ALLITERATION

AMAZING

House

HUMONGOUS

Sunshine


MIGHTY

Afternoon

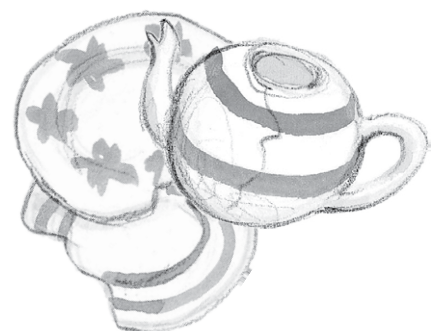
SILLY

Mountain


IMAGINE IT DIFFERENT




IMAGINE IT DIFFERENT




IMAGINE IT DIFFERENT



IMAGINE IT DIFFERENT



BEAUTIFUL BOOKMARKS



YOUR HOUSE SELF PORTRAIT

