


TEACHERS' NOTES & ACTIVITIES



WRITTEN BY

Jimmy Rees

ILLUSTRATED BY

Briony Stewart

SUITABLE FOR

Ages 3-7

THEMES

Partnership

Routines

Family



CONTENTS OF THIS PACK

- Overview of *Bedtime Sorted!*
- Key themes
- Questions to ask before we begin reading
- While we are reading: discussion in key curriculum areas
- Final reflections
- Activities

DESCRIPTION

Who said bedtime was hard? Dad's got bedtime sorted!

Lenny and the twins have a bath without water spilling over, brush their teeth without toothpaste spraying onto the mirror, and go to sleep straight after their story. Perfect! Dad can finally settle down to his dinner. But then –

My pyjamas don't match!

I'm too cold! I'm too hot!

The window is making funny noises!

I'm not tired!

From one of Australia's best-loved comedians and children's entertainers Jimmy Rees comes a story about the bedtime excuses that families everywhere will know all too well.

ABOUT THE AUTHOR

Having spent a decade on the ABC's flagship children's program *Giggle and Hoot* as Jimmy Giggle, Jimmy Rees has become a household name synonymous with having fun and showing family life as he experiences it. His affable charm and spectacular wit has seen him become a multi-generational favourite and one of the most-watched social media personalities of 2021. Jimmy lives in Melbourne with his wife and three children. This is his debut children's book.

ABOUT THE ILLUSTRATOR

The daughter of an artist and a scientist, Briony Stewart grew up with a fascination for examining the world and capturing or reimagining it in words and drawings. She wrote her first, award-winning children's book, *Kumiko and the Dragon*, in her final year of university and has since continued to work professionally as both an author and illustrator of children's books. She works from a studio at the back of a children's bookshop in her beloved port city of Fremantle, WA.

Find this book at our website:

<https://affirmpress.com.au/publishing/bedtime-sorted/>

KEY THEMES

PARTNERSHIP

Mum and Dad work as a team in this book: Mum feeds the kids before Dad comes home from work, and Dad takes care of bedtime so that Mum can go out. This book can be used as an example of partnership between parents, and of equality in raising children.

ROUTINES

The routines of having a bath, brushing teeth, reading a story, and being tucked into bed will be familiar for many young readers. This book shines a humorous light on bedtime routines descending into chaos, which provides an opportunity to talk about why we have/need routines, and whether young readers can relate to the scenarios that we see in this story.

FAMILY

Bedtime Sorted! is about a family of five: Mum, Dad and their three young sons. A lot of chaos happens when Dad tries to put the kids to bed and he becomes worn out and frustrated. But despite Dad's irritation, there is a lot of love between him and the kids. This is a great book to discuss patience and family love with young readers.

QUESTIONS TO ASK BEFORE WE BEGIN READING

- Have a look at the front cover; what do you think this book will be about?
- What are the characters on the cover doing? Does it look like bedtime is 'sorted' in this household?
- What type of animal is Dad? What type of animal are the kids?
- What are your routines before you go to bed? Which do you least like doing?
- What is your favourite thing to do before bed?
- Do you think any of your family's routines will be shown in this book?



QUESTIONS TO ASK WHILE WE ARE READING

COMPREHENSION

- Where was Mum going at the start of the book?
- What do you think the family had for dinner? Did it go well?
- Who cleaned up the mess from dinner?
- What type of animal does the family have as a pet? Can you list some things that the pet is doing in this book?
- What were the three activities before bed? Are these activities something that you do with your family before you go to bed?
- Of the three kids, who was the first to wake up?
- Why did Lenny keep coming out of his room? Do you think he does this every night? Is this something that you do?
- Describe some of the toys that you see in this book. What is Lenny's favourite toy?
- Does Lenny ever find his blue teddy?
- Why did the twins wake up?
- Who ate Dad's dinner? What does Dad end up eating for dinner?

SOCIAL AND EMOTIONAL DEVELOPMENT

- Lenny certainly has a lot of toys! Do you have a favourite toy? Do you like to go to bed with any cuddly toys or favourite blankets?
- How do you feel about going to bed? What time do you go to bed on school nights?
- Think back to how Dad looked when Lenny wouldn't go to sleep. How would you describe Dad in this moment?
- Do you and your siblings ever 'team up' to play tricks on or disobey your parents or other grown-ups? Can you find evidence of the children doing this in the book?

LITERACY

- Flip through the book again and have a look at pages that have bigger writing (e.g. pages 4 and 5). How does your voice change when you read this writing? Do you say these words louder or in a different voice?
- On pages 26 and 27, Dad asks Lenny to go to sleep. Why is the writing so big here? How do you think Dad is feeling here?
- There are some words that describe sounds in this book. One example is 'Ping' on page 12. What does the 'Ping' represent?





NUMERACY

- How many pictures can you see hanging on the walls?
- How many books can you spot?
- How many colours are used in the artwork of this book?
- What are the numbers on the board in the living room?
- How many times does Dad sit down to eat his dinner?
- How many excuses did Lenny make for why he couldn't sleep?

FINAL REFLECTIONS







- Did you enjoy this book? Why/why not?
- Does this book remind you of your bedtime?
- Which was your favourite part of this book?
- Why is it important that we get a good night of sleep?





BEDTIME SORTED!


Bedtime Routine Chart

Bathtime	Pyjamas On	Brush Teeth	Toilet Time	Storytime	Nighty Night!
					



BEDTIME SORTED!

BY JIMMY REES & BRIONY STEWART



'Bedtime Sorted' Craft Activity Puggle in Bed



What you need:



For beds:
matchboxes/
craftmatchboxes

Platypus bills:

Mini-popsticks cut on an angle
so the sharp point can stick
into foam.



For pillows and puggles:

Kadink Magic Noodles or something similar

For Blankets:

Any kind of patterned paper (cut into
matchbox sized strips for younger kids)



For Bedheads:

I used foam sheets that I precut to shape,
and added a strip of adhesive tape to. But
you could use card and glue.

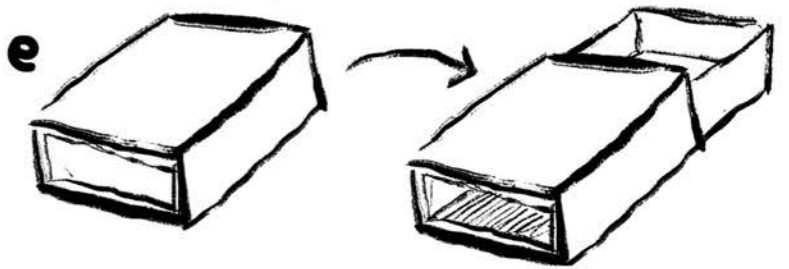


Also: Stickytape, markers ie Sharpie, tissues,
scissors if children required to do their own
cutting.

©Briony Stewart 2021


How to Make a Bedtime!

Open a matchbox




Choose a 'blanket' and tape at
the back

Make a mattress
from a bit of
folded tissue



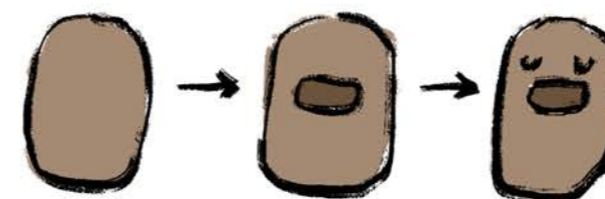
Choose a 'pillow'
and stick in place

Stick a little
bedhead to
the back of
the
matchbox



Make a sleepy little
character...

And put them to
bed!



©Briony
Stewart
2021