

The Invisible Web

Official Activity Kit



INVISIBLE WEB WORD SEARCH

When our Invisible Strings crisscross and intersect with the thousands of other Strings in the world, it creates a big, beautiful Invisible Web. Can you find these words in the puzzle below?



C	L	X	P	M	O	Y	T	S	A	W	C	U	F	L	I	T
M	O	C	I	F	Z	P	U	B	M	E	O	G	G	W	O	O
Z	V	N	T	R	A	E	H	G	C	B	T	R	C	J	D	G
A	E	C	N	I	F	Z	I	A	O	X	V	I	R	G	I	E
W	B	D	R	E	S	B	F	C	V	A	F	W	A	C	V	T
O	C	J	A	N	C	P	A	P	G	U	M	O	I	O	Z	H
R	U	I	J	D	E	T	M	U	Y	V	Z	G	N	T	V	E
L	S	K	V	T	R	C	I	N	V	I	S	I	B	L	E	R
D	O	M	C	I	W	Z	L	O	C	W	T	Y	O	T	W	C
K	I	C	I	N	U	A	Y	T	N	O	R	C	W	I	A	M
I	P	E	X	L	T	C	U	M	P	Y	I	A	H	P	S	E
P	G	V	A	C	E	M	P	E	J	A	N	R	I	Y	N	Z
H	Y	O	R	W	C	T	F	O	L	C	G	T	F	C	O	Y

CONNECTION

FAMILY

FRIEND

HEART

INVISIBLE

LOVE

RAINBOW

SMILE

STRING

TOGETHER


WEB

WORLD



LITTLE, BROWN AND COMPANY
BOOKS FOR YOUNG READERS

LBYP.com | Copyright ©2018, 2019, 2020 by Hachette Book Group



The Invisible Web

Official Activity Kit



INVISIBLE WEB CRAFT

Everyone has hundreds of Invisible Strings of love. And when all those Strings overlap and interlace together, it creates an Invisible Web of love! Use string, photos of loved ones, and other craft supplies to build your own web in the space below.



LITTLE, BROWN AND COMPANY
BOOKS FOR YOUNG READERS

LBYR.com | Copyright ©2018, 2019, 2020 by Hachette Book Group

The Invisible String Official Activity Kit

Invisible Strings of Love

“Even though you can’t see it with your eyes, you can feel it with your heart and know that you are always connected to everyone you love.” Now kids can see their Invisible Strings by making a bracelet or necklace. Provide each child with a piece of clear fishing line and a selection of plastic heart-shaped beads. As they string their beads, ask them to think of each one as a person in their life who they are connected to by an Invisible String.

Where Can the Invisible String Reach?

The Invisible String stretches far and wide, to everyone, everywhere, all around the world. Play a drawing game having each child come up with unique places the Invisible String can go. Will it reach an alien planet in space? A fantasy land with magic and mystery? The Invisible String can reach anywhere!

Hearts from Above

Following the loss of a beloved member of your community, help children grieve and remember with this activity. Have each child color, decorate, and cut out a heart in memory of the person. Attach each heart to a piece of string and hang them from the ceiling as a memorial of love and connection.

Invisible Art

Inspire kids with the beauty of their own Invisible Strings! On a piece of white paper, have kids draw Invisible Strings with white crayon and then paint over them with watercolors. Even in darker times, your Invisible String will be with you!

A Web of Love

When everyone’s Invisible Strings connect together, they create an Invisible Web! Find a world map or map of the country you’re currently living in. Using strings of yarn, make Invisible Strings connecting you and people that live far away, creating a web of love. Secure the strings with glue or tacks and hang as a reminder of *all* your Invisible Strings!

Can You Feel the Invisible String Tugging at Your Heart?

Being far away from our loved ones is always a little scary, but it can be less scary with reminders of our Invisible Strings! This activity is for caregivers and their kids. Draw a heart on your hand and another on your child’s hand before going away. Whenever he or she presses the heart, your kid can be assured that you’ll feel your Invisible String tug!

New Beginnings

When children are afraid of change, remind them of all the reasons it can be frightening and exciting. New beginnings include the first day of school, a new teacher, a new student, or graduation. For one of these moments, have children fill a poster board with why that new beginning is good. Glue strings, paint hearts, and add stickers to make a pretty poster about this new adventure!


Letters to Loved Ones

When a child is feeling anxious about being separated from someone, decorate a shoe box as a mailbox for that person. Every time the child misses their special person or wants to share something with him or her, write it down and put it in the mailbox. The more letters the child writes, the stronger the Invisible String becomes—and he or she will have a heartwarming gift to give when they are reunited.

Invisible Paws

Invisible Leashes connect our hearts to our pets, even after they pass away. Use finger paint, markers, and other crafts to make paw prints remembering our pets on collage paper. When we show how much we love our pets, they can feel our Invisible Leashes tugging!

For more activities
(and bonus reflection cards!),
don’t miss
The Invisible String Workbook!





The Invisible String

Official Activity Kit



Where Does YOUR String Go . . . ?

As long as love is in your heart, the Invisible String will always be there. Make your own Invisible String by decorating the hearts below with the names of loved ones who you are always connected with. Cut out the hearts, punch out the holes at the top, and string the hearts onto a piece of yarn or ribbon, tying a small knot at the top of each one to create a garland of your own unbreakable connections.

SUPPLIES

- Colored pencils, crayons, or markers
- Scissors
- Hole punch
- Yarn or ribbon

Please use adult supervision





The Invisible String


Official Activity Kit



Invisible String Maze


No matter where you are, you are always connected by love. Follow the maze to create the string connecting Liza and Jeremy with their mom!

START



LITTLE, BROWN AND COMPANY
BOOKS FOR YOUNG READERS

LBYP.com | Copyright ©2018, 2019, 2020 by Hachette Book Group



The Invisible Leash

Official Activity Kit



Leash Matching Game

Feel the comforting tug of the Invisible Leash. Match the animals on the left to their identical pairs on the right.

1.



2.




3.



4.



5.



6.



7.



8.



A.



B.




C.



D.



E.



F.



G.




H.



LITTLE, BROWN AND COMPANY
BOOKS FOR YOUNG READERS

LBYR.com | Copyright ©2018, 2019, 2020 by Hachette Book Group





The Invisible Leash

Official Activity Kit



Spot the Difference

The Invisible Leash might not be visible, but when we take time to remember our pets, we can feel the Invisible Leash! Look closely and find the five differences between these two images.



Answer Key: 1. Colors on lily pad flowers; 2. Number of willow trees; 3. Orange butterfly; 4. String color; 5. Two more of yellow bugs on the log.

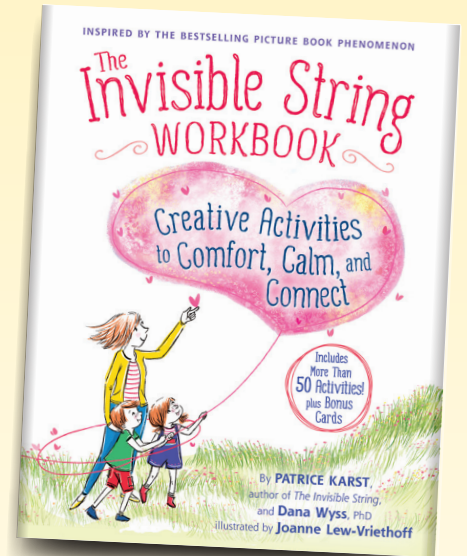



LITTLE, BROWN AND COMPANY
BOOKS FOR YOUNG READERS

LBYR.com | Copyright ©2018, 2019, 2020 by Hachette Book Group




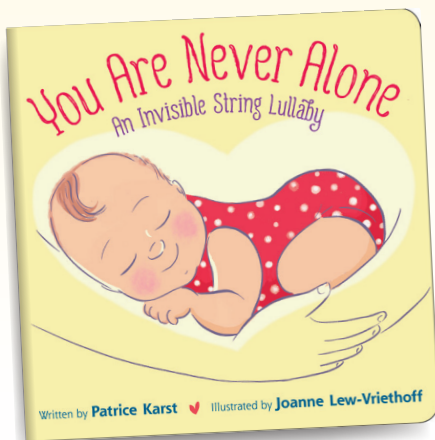
Connect with all the Invisible String books!



PATRICE KARST

loves to hear from YOU!

PatriceKarst.com



LITTLE, BROWN AND COMPANY
BOOKS FOR YOUNG READERS

LBYR.com | Copyright ©2018, 2019, 2020 by Hachette Book Group