


THE WORLD NEEDS THE WONDER YOU SEE

EDUCATOR'S GUIDE



Title: “The World Needs The Wonder You See”

AUTHOR: JOANNA GAINES

(Genre: Fiction) Lexile: 610L - 800L

Suggested
Reading
Grade Level

Kindergarten—Read Aloud
2nd Grade—Independent



Task 1

Materials

- Graphic organizer
- Writing page
- Text

Directions

While reading the story, point out the change in different habitats throughout the book. After reading, use the graphic organizer to identify the animals that live in each of the four habitats in the story. Then choose one of the habitats to answer the writing prompt.

Field/Meadow

Pond

ANIMALS AND THEIR HABITATS

Forest

Ocean

Task 2

Materials

- Graphic organizer
- Text
- Pencil

Directions

The story helps us build our vocabulary by using words we may not be familiar with. In this task you will use the identified vocabulary words from the story and look up the definition. Then think of a synonym (word that means the same) and an antonym (word that means the opposite) of each word.

Name: _____

Date: _____

Vocabulary: Synonyms & Antonyms

Instructions: Use the vocabulary words in the word bank to fill in the flowers.
For each flower you will write the word, definition, synonym, and antonym.

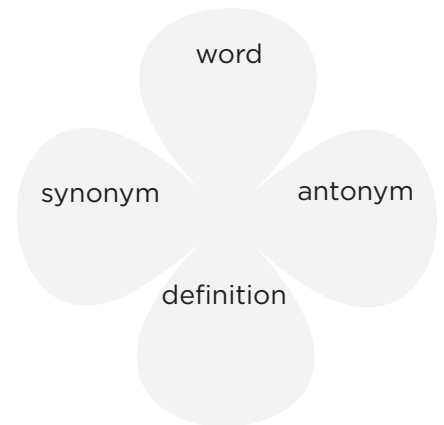
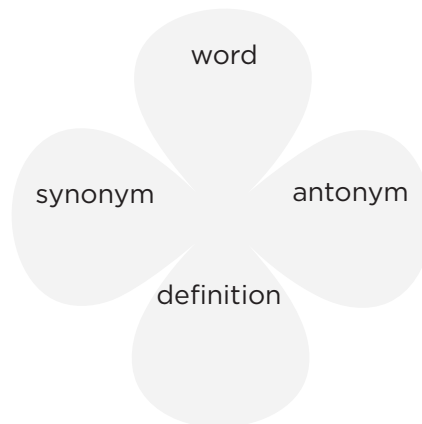
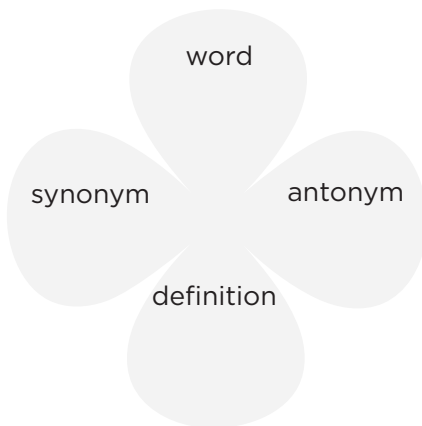
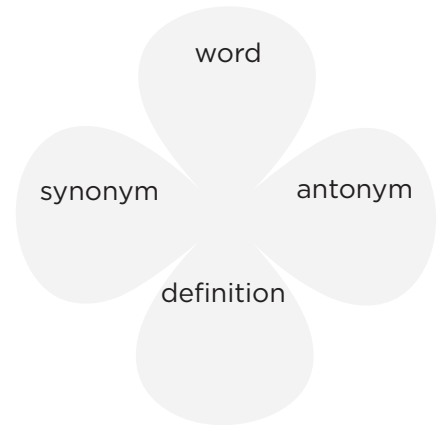
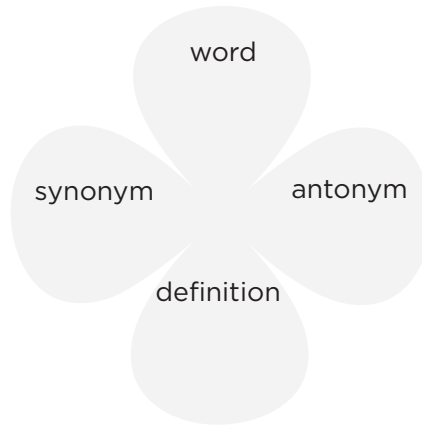
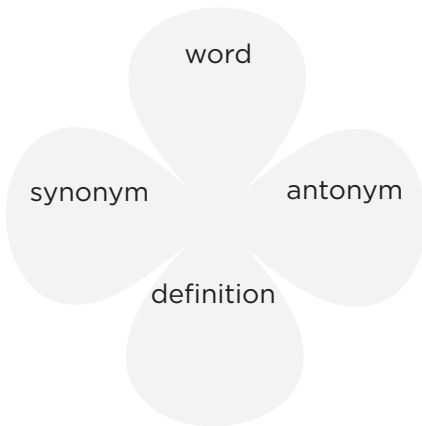
Word Bank

wonder
spectacular

curiosity
miracles

enchanted
extraordinary

disguise
dreary



Task 3

Materials

- Alphabet adjectives worksheet
- Text
- Pencil

Directions

The author does a great job of using adjectives to describe particular things in the story. Use the sheet to create an adjective alphabet from the story. Start with finding adjectives the author uses to describe nouns, making sure to list both on the alphabet sheet. Then use your creativity to think of adjectives for nouns you choose from the story.

Example from the story: grand parade

My example from the story: busy bee



Name: _____

Date: _____

Alphabet Adjectives

An adjective is something that describes a noun. Use the story to create an alphabetical list of adjectives. Start with the adjectives you find in the text, then create adjectives to describe nouns from the story. Do your best to think of one word for each letter of the alphabet.

A _____

N _____

B _____

O _____

C _____

P _____

D _____

Q _____

E _____

R _____

F _____

S _____

G **grand parade**

T _____

H _____

U _____

I _____

V _____

J _____

W _____

K _____

X _____

L _____

Y _____

M _____

Z _____

Task 4

Materials

- “Wonder of Nature Hunt” sheet
- The great outdoors
- Pencil
- Clipboard

Directions

Using the world around you to spark curiosity is what the story is all about. In this task you will go outside to explore the great outdoors looking for specific examples from the “Wonder of Nature Hunt” sheet. Once you find your items, take note of what you notice about each item and what it makes you wonder about. Then on the last page, use your curiosity to find four other objects in nature to explore.









Wonder of Nature Hunt

Object you find

What do you notice?

What do you wonder?



Task 5

Materials

- Haiku planning sheet
- Pencil

Directions

Poetry is also a great way to express one's curiosity about nature. Haikus are a form of poetry that uses a syllable structure to form the poem. Most haikus are about nature. Using the story for inspiration, use the haiku planning sheet to write a haiku of your own. This task can be done individually for older students or together for younger students.

Name: _____

Date: _____

Planning a Haiku Poem

Haiku poems are usually about nature. Use the box to jot down some ideas for your poem using inspiration from the story.

Decide on your topic and then write down words that relate to your topic.

_____	_____
_____	_____
_____	_____

Now it's time to put your ideas to work. Remember a syllable is how a word is broken up into sounds. Holding your hand under your chin (close but not touching) then counting the times your chin touches your hand is a good way to find how many syllables a word has. Don't forget to include a title.

Title

(5 syllables)

(7 syllables)

(5 syllables)

Task 6

Materials

- Comprehension questions
- Text

Directions

Use the questions below to help guide you through the text.

- Pg. 1 & 2—Looking at the illustrations on these pages, what tells you they are getting ready for an adventure or exploration?
- Pg. 3 & 4—What do you think the kids are going to do with the items in the blue trunk? What would you do with them?
- Pg. 5—What does the author mean by “Wonder can sometimes hide in disguise, even to those with eyes open wide?”
- Pg. 8—Why would we have to look extra closely to see the grand parade? Are there things outside that we often overlook?
- Pg. 9 & 10—How do the kids in the book feel about rainy days compared to how some other people feel about them? Do you see anything on this page that would be personification?
- Pg. 11 & 12—Why would the author describe the forest as an enchanted world deep inside? There is a lot to look at in the illustrations on these pages. What would you want to explore further?
- Pg. 13 & 14—How is under the sea like a city?
- Pg. 15 & 16—Why are the stars considered an extraordinary sight? What are the kids using to look at the stars? What kind of animal do you see in this picture? Why would they use this animal on this page?
- Pg. 17 & 18—Our world is full of possibilities. Where would you want to explore next?

Task 6

- Pg. 19 & 20—How could digging in the earth reveal beauty and surprises? Have you ever found anything while playing or working? What is the chipmunk in the picture doing? Why?
- Pg. 21 & 22—How is wonder different for everyone?
- Pg. 23 & 24—Look at the two boys in the picture. Describe what is happening in each picture. How has the boy changed? How do you know? Now read the page again. What does the author mean?
- Pg. 25 - 28—Why is it important for us to share the good things we experience with others?

Task 7

Materials

- Writing prompt sheet
- Text
- Pencil

Directions

Curiosity can lead to grand adventures. Use the writing prompt sheet to write about a time you went exploring. Describe your exploration using your five senses and how you felt before and after your adventure. Draw a picture of that moment in time.



Name: _____

Date: _____

My Adventure

Use your five senses to describe a time you were exploring something new. How did you feel before and afterwards? Draw a picture of your adventure.

