

These notes are for:

- Years 2-6
- Primary

Key Learning Areas:

Creative Writing

- Mood Ring Writing
- Pen Pal Friend

The Environment

- Rainforest Products

History

- An Historical Figure

Science

- The Bare-Bone Facts

Thematic Connections:

- Careers
- Responsibility
- Friendship
- Feelings

Character Study:

- A Character Web
- Main & Supporting
- Characters:
Get To Know Them All

Book Study:

- A Judy Moody Wheel

Author Study:

- Ten Things You Didn't Know
- A "Creative" Bulletin Board

*Notes may be downloaded and printed for regular classroom use only.

Walker Books Australia Ph +61 2 9517 9577
Locked Bag 22 Fax +61 2 9517 9997
Newtown, N.S.W., 2042

For enquiries please contact Melissa Hamilton:
mhamilton@walkerbooks.com.au

Text prepared for Candlewick Press by Karen Cardillo,
educational consultant to publishers of children's books.
Notes © 2009 Walker Books Australia Pty. Ltd.
All Rights Reserved.


Judy Moody - Series Notes

Judy Moody

By: Megan McDonald

Illustrated by: Peter H. Reynolds

For individual titles and price information please see the order form at the back of these notes.



Outline:

Have you read all of the Judy Moody books?

Rediscover your old Judy Moody favourites and learn about the latest Judy Moody books. And don't forget to check out the brand-new series starring Judy's little brother, Stink! You can read the Judy Moody books in any order you'd like. If you're curious about which books were written first, they're listed in order of publication at the back of these notes.

Judy Moody's universe is a place where the laughs keep coming and the adventure is plentiful. RARE! Judy Moody is a girl full of moods, ambition and spunk. Join this resourceful third-grader on her quest to protect the rainforest, help sick children, and declare independence in the name of alien rights and the Purse of Happiness!

This amusing series will add humour and kindness to your classroom, as it highlights friendship, family and school-related themes. Enter the spirited world of Judy Moody, female protagonist, but also be sure to check out her little brother, Stink, who has risen from the shadow of his sister with his very own books. Have fun!

Author/Illustrator Information:

Megan McDonald is the author of the bestselling *Judy Moody* and *Stink* series. She is also the author of *The Sisters Club*. She says that most of the stories about Judy came out of growing up the youngest of five girls. She lives in California, USA.

For more information on Megan McDonald visit her website:
www.meganmcdonald.net

Peter H. Reynolds is the illustrator of the successful *Judy Moody* and *Stink* series and is the author and illustrator of the inspirational picture books *The Dot*, *Ish*, *So Few of Me* and *The North Star*.

For more information on Peter H. Reynolds visit his website:
www.peterhreynolds.com

How to use these notes:

This story works on many levels. The suggested activities are therefore for a wide age and ability range. Please select accordingly. Recommended websites within these notes may not have content that is age appropriate. Please use at your own discretion.

Creative Writing:

Mood Ring Writing

It's indisputable that Judy Moody is the queen of moods. Discuss with students what it means to be in a good mood or a bad mood. Then brainstorm things that put them in a good mood and things that put them in a bad mood. Write their responses on chart paper with the good mood category called RARE! and the bad mood category called ROAR!

Expand the discussion by coming up with other words (synonyms) for good and bad moods (such as joyful, happy, dreadful, terrible). Have students use as many synonyms as possible as they write about their good and bad mood experiences on "mood ring" paper (see below).

Mood Ring Paper

They will need two sheets of mood ring paper – one for good moods and one for bad moods. Encourage students to make their writing as creative as possible by using different genres such as haiku, other forms of poetry, or short stories. (Fold an A4 piece of white paper in half. Cut to create a semicircle. Unfold it, and it will look like the center of a mood ring.)

Pen Pal Friend

In *Judy Moody Declares Independence*, Judy becomes pen pals with her new friend, Tori, who lives "across the pond" in England. Ask students if they have ever had a pen pal and if they'd like to meet students from another country or city. Obtain pen pals for your students by joining a pen pal exchange program. Some good websites to check out are Worldwide Classroom / Library of International Programs (www.worldwide.edu), The Teacher's Corner (www.theteacherscorner.net/penpals), and New Bridge International LearningCenter/Our Pen Pals (www.nbilc.org/?PAGE=38).

And an excellent online classroom resource is ePALS Classroom Exchange (www.epals.com). Make sure to review basic letter-writing concepts prior to this activity.

Ensure that students answer any questions their pen pal has asked, and that they ask their pen pal new questions, tell the pen pal something new about themselves, and share recent experiences that have happened at home or at school.

The Environment

Rainforest Products

In *Judy Moody Saves the World!* Class 3T learns about ways to save the environment and about the many products that come from the rainforest (such as rubber, chocolate, spices, nuts and medicines).

Bring this concept to your own class by making a rainforest products poster. First have students research the many items that we get from the rainforest. Then divide students into groups and challenge them to find pictures of these rainforest products. When the groups have collected enough pictures, have them sort them into categories such as foods, medicine and rubber products.

Have each group create a poster from the pictures. The poster should include a title, information about the importance of rainforests, and a message about "saving the world" and protecting the environment.

History

An Historical Figure

In *Judy Moody Declares Independence*, Judy travels to Boston, which spurs a rash of historical references. Have students research an historical figure particular to their country/area e.g.

- Local Celebrities
- Writers & Artists
- Political Figures

Ask students to write a short biography of him or her. Begin the activity by first asking students how many of them had already known about this figure before beginning their research.

Science:

The Bare-Bone Facts

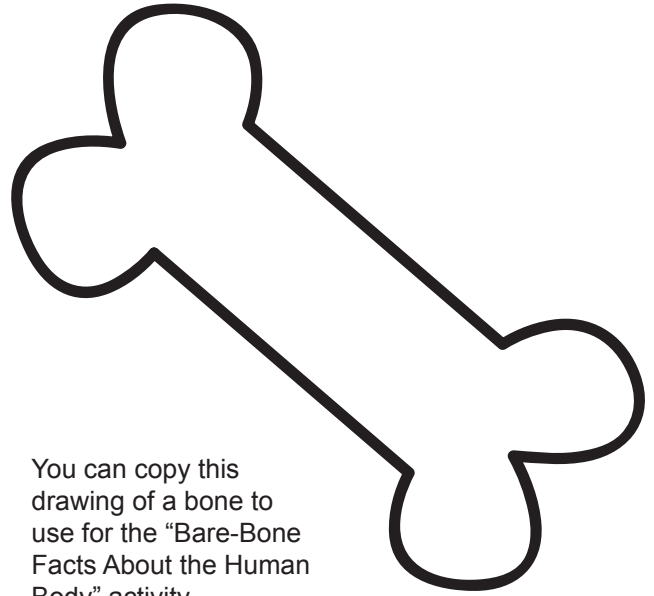
In *Doctor Judy Moody*, Class 3T begins a new unit on the human body.

Bonita, the glow-in-the-dark skeleton, boasts all 206 bones in the human body, but did you know that we are actually born with 300 bones? (Many fuse together as we grow.)

Mr. Todd refers to the femur, but did you know that the femur is the longest bone in the body?

Share these interesting facts with the class and challenge them to research the human body to find other fascinating facts, be it about bones, muscles, nutrition, or other related topics.

Cut a large piece of white paper in the shape of a bone and have students write their facts in the bone. Create a bulletin board entitled “Bare-Bone Facts About the Human Body.”



You can copy this drawing of a bone to use for the “Bare-Bone Facts About the Human Body” activity.

Thematic Connections:

Careers

It's common knowledge that Judy Moody wants to be a doctor like Elizabeth Blackwell, the first woman doctor in the United States.

Ask students what they want to be when they grow up. Help ignite their imaginations by inviting several parents (or people in the community) to come to class to discuss their occupations. Students should research their chosen future professions and be prepared to share their career choices with the rest of the class. They should include why they chose the career, what the job entails, and any other information of interest.

Have fun by hosting a Career Day, when students come to class dressed for their future calling.

Friendship

Judy's best friends are Rocky and Frank. But at first, Judy doesn't want to be Frank's friend because she thinks he is a paste-eating nuisance. It isn't until Frank's birthday party that Judy realises they have a lot in common.

Ask students if they have ever made a rash decision regarding a person before getting to know him or her.

Then discuss what it means to be a friend. What do friends do together? What do friends do for each other? Even though friends share common interests, discuss the importance of being different as well.

Responsibility

In *Judy Moody Declares Independence*, Judy wants to be just like Sybil Ludington – responsible and independent.

Discuss what it means to be responsible. What things does Judy do to prove to her parents that she is responsible? What kinds of things can and should students do to act responsibly? Keep the list in the classroom as a reminder about good responsible behaviour.

Feelings

In *Doctor Judy Moody*, Judy's friends play a trick on her. Ask students if they've ever been the target of a joke. Ask how it made them feel. Do they think Judy's friends are being mean or just having fun? What do Rocky, Frank and Jessica do to make Judy feel better?

At the end of the book, Judy writes herself a prescription on her doctor pad. Students can write their own “feel better prescriptions” after discussing the question: What would make you feel better if you were sick or if your feelings got hurt?

Character Study:

A Character Web

This is a good activity for discussing the various traits and aspects of a character. Model the activity first by creating a character web for Judy.

Together as a class, write Judy's name in a circle and draw lines from that circle. Discuss the various things that make Judy special. Possible categories for Judy include family, physical attributes, interests/hobbies and friends. Write those words in four separate circles drawn from the center circle containing Judy's name. Then write all the things that make up each category in surrounding circles that connect to that category. For example, the "family" circle would have lines drawn to circles containing the following: Mum, Dad, Stink, Mouse, Jaws.

Continue until the character web for Judy is complete. Then have each student select another character from any of the Judy Moody books and make a character web for him or her.

Main & Supporting Characters: Get to Know Them All

Discuss the concept of main characters and supporting characters and the role that each plays in a novel. Ask students to identify the main characters (Judy, Stink) and supporting characters (Mr. Todd, Mom, Dad) in the Judy Moody books. Once all the characters are identified, have some fun with the following activities. You could have students do all or just one for an entertaining language arts session.

- Choose a character and write five questions you'd like to ask him or her.
- Choose a character and explain why you would like him or her for a friend.
- Choose a character and write five sentences describing him or her.

Book Study:

A Judy Moody Wheel

Create a Judy Moody spinning wheel by drawing a large circle on a piece of A4 paper. Divide the circle into six equal parts. In each section write the title of a Judy Moody book and attach a small photocopy of the cover image. Cut out the circle and laminate it onto a piece of card or poster board. Attach a spinner to the center of the circle. Have students spin the wheel to determine which book to write about. Have them select from the following list of activities for a diverse and interesting set of book projects:

- Write to a friend and discuss why he or she should read this book.
- Describe something funny from the book.
- Tell the class about something from the book that surprised you.
- Write an alternate ending for the book.
- Write a book review.

Author Study:

Ten Things You Didn't Know

Log on to Megan McDonald's website;

www.meganmcdonald.net

to see the list of "Ten Things You Didn't Know About Megan McDonald."

Share the list with the class. Discuss how the author has incorporated much of her personal experiences into her writing. Have students create their own list of "Ten Things You Didn't Know" about themselves, and then have them write a short story based on a real-life experience.

A "Creative" Bulletin Board

The creators of Judy Moody are Megan McDonald and Peter H. Reynolds. On the Judy Moody Clubhouse website, there is a section about the creators of the series.

http://www.judymoody.com/club_creators.htm

Print out this page and photocopy it for each student. Have students write their own biography in the same fashion. Take digital photos of each student (or have each student provide a picture) to mount on their bio. Create a bulletin board of your very own authors and illustrators.




WALKER BOOKS AUSTRALIA
CELEBRATING 15 YEARS

Judy Moody & Stink Series Order Form

Use this form to order copies of the *Judy Moody* and *Stink* series from your local book supplier.
Books are numbered but you can also read these stories in any order you like!
For information on individual titles visit www.walkerbooks.com.au

JUDY MOODY




Judy Moody (#1)
by Megan McDonald
illus. by Peter H. Reynolds
Candlewick Press • Pbk • Illustrated Fiction
9781406302134
Arrp \$14.95/NZrrp \$16.99




Judy Moody Gets Famous! (#2)
by Megan McDonald
illus. by Peter H. Reynolds
Candlewick Press • Pbk • Illustrated Fiction
9781406302158
Arrp \$14.95/NZrrp \$16.99




Judy Moody Saves the World! (#3)
by Megan McDonald
illus. by Peter H. Reynolds
Candlewick Press • Pbk • Illustrated Fiction
9781406302127
Arrp \$14.95/NZrrp \$16.99




Judy Moody Predicts the Future (#4)
by Megan McDonald
illus. by Peter H. Reynolds
Candlewick Press • Pbk • Illustrated Fiction
9781406302141
Arrp \$14.95/NZrrp \$16.99



Doctor Judy Moody (#5)
by Megan McDonald
illus. by Peter H. Reynolds
Candlewick Press • Pbk • Illustrated Fiction
9781406302165
Arrp \$14.95/NZrrp \$16.99



Judy Moody Declares Independence! (#6)
by Megan McDonald
illus. by Peter H. Reynolds
Candlewick Press • Pbk • Illustrated Fiction
9781406302301
Arrp \$14.95/NZrrp \$16.99



Judy Moody Around the World in 8 1/2 Days (#7)
by Megan McDonald
illus. by Peter H. Reynolds
Candlewick Press • Pbk • Illustrated Fiction
9781406301854
Arrp \$14.95/NZrrp \$16.99



Judy Moody Goes to College (#8)
by Megan McDonald
illus. by Peter H. Reynolds
Candlewick Press • Pbk • Illustrated Fiction
9781406317527
Arrp \$14.95/NZrrp \$16.99


STINK



Stink: The Incredible Shrinking Kid (#1)
by Megan McDonald
illus. by Peter H. Reynolds
Candlewick Press • Pbk • Illustrated Fiction
9780744593716
Arrp \$11.95/NZrrp \$13.99



Stink and the Incredible Super-Galactic Jawbreaker (#2)
by Megan McDonald
illus. by Peter H. Reynolds
Candlewick Press • Pbk • Illustrated Fiction
9780744583694
Arrp \$11.95/NZrrp \$13.99



Stink and the World's Worst Super-Stinky Sneakers (#3)
by Megan McDonald
illus. by Peter H. Reynolds
Candlewick Press • Pbk • Illustrated Fiction
9781406308402
Arrp \$11.95/NZrrp \$13.99



Stink and the Great Guinea Pig Express (#4)
by Megan McDonald
illus. by Peter H. Reynolds
Candlewick Press • Pbk • Illustrated Fiction
9781406313413
Arrp \$11.95/NZrrp \$13.99