

A FAIRY-TALE RESOURCE PACK
for KS2 & KS3 teachers and librarians



The
Castle
of
Tangled
Magic

SOPHIE ANDERSON



The Castle of Tangled Magic

A FAIRY-TALE RESOURCE PACK FOR
KS2 & KS3 TEACHERS AND LIBRARIANS

ABOUT THE BOOK:

Magic awaits, all you have to do is believe...



When thirteen-year-old Olia steps through a magical doorway, she discovers another land. A land tangled by magic, where hope is lost, and a scheming wizard holds all the power.

Soon Olia learns that she is destined to save this land, but with time running out and her new friends and family in danger, she must search for the magic within herself – to save everything and everyone she loves.

The new fairy tale from Sophie Anderson, illustrated by Saara Söderlund.

An enchanting fairy-tale adventure about the power of love and courage, from the bestselling author of *The House with Chicken Legs* and *The Girl who Speaks Bear*.

ABOUT THE AUTHOR:

Sophie Anderson grew up with stories in her blood, from her mother who is a writer, to her Prussian grandmother, whose own storytelling inspires Sophie's novels. Now living in the Lake District with her husband, Sophie enjoys the freedom of homeschooling her four children, fell-walking, canoeing and daydreaming.

ABOUT THE TANGLED MAGIC READ-ALONG:

Welcome to *The Castle of Tangled Magic* read-along! There are 6 sections to this Sophie Anderson read-along, that correlate with the action of the book. For each section you'll find:

- an extract prompt
- a discussion point
- a link to a video from Sophie Anderson
- and an activity

A MESSAGE FROM THE AUTHOR: Watch Sophie's read-along introduction with your class.

<https://bit.ly/amessagefromSophieAnderson>

We look forward to seeing how you and your class interact with the book, and what else you end up creating as part of your discussions.

Show us how your class are taking part for the chance to win a *The Castle of Tangled Magic* cardboard standee for your classroom.
#TangledMagic tag @Usborne @sophieinspace

THE NEW FAIRY TALE FROM SOPHIE ANDERSON
Illustrations by Saara Katariina Söderlund © Usborne Publishing, 2020



The Castle of Tangled Magic

A FAIRY-TALE RESOURCE PACK FOR
KS2 & KS3 TEACHERS AND LIBRARIANS

A PATCHWORK FAMILY HEIRLOOM


 EXTRACT, PAGE 16:

I'm most excited about the patch that I've made. It's a small square of fabric, about the size of my palm, with a picture stitched onto it. Someone from our family makes one every year, and tomorrow I'll add mine to the four hundred and ninety-nine other squares that make up our patchwork family blanket.

I've always dreamed about having a brother or a sister, and since Rosa was born all I've wanted is to be the best big sister for her. The patch I've made feels like a start. It shows how much I love her, and once I've sewn it onto the blanket it will prove for ever how glad I am that she is part of our family.

The wooden box on my dresser catches my eye and I open it to look at the patch I made for the family blanket.


It shows me, holding Rosa. Our parents and Babusya are beside us, and all around, in the shape of the castle, are the faces of our friends and the spirits that Babusya sees too. I used some golden thread that I found in one of the dome attics to make swirling patterns in all the empty spaces, to represent the magic that I want to find and share with my sister.

 **DISCUSSION:** Olia's family have a patchwork blanket that goes back centuries. It's called an heirloom. An heirloom can be a blanket like Olia's passed down from generation to generation, but it can also be a recipe, or story, or even a family name. Is there anything in your family that could be considered an heirloom?

 **A MESSAGE FROM THE AUTHOR:** Watch Sophie Anderson share her own family heirlooms, as well as the patchwork blanket her family have started to make.




<https://bit.ly/amessagefromSophieAnderson>

 **ACTIVITY:** Imagine you're making a patchwork square that will be part of a whole class patchwork. Design your own patch for this year. What does your class mean to you? Who or what features in your patch? What colours do you want to use? What materials can you use to add any embellishments – as Olia uses the golden thread? When you're finished with your own square, imagine how it would feel to see everyone's patches combined together as one project. Using whichever materials you have available, design and make your own patch for this year. You can use the following template to help get you started.

The Castle of Tangled Magic

A FAIRY-TALE RESOURCE PACK FOR
KS2 & KS3 TEACHERS AND LIBRARIANS

YOUR PATCH ↴



TEACHERS!

Do you want to win every student in your class a limited edition *The Castle of Tangled Magic* embroidered patch? Simply tag @Usborne @sophieinspace with an image of your class's complete patchwork blanket with the #TangledMagicPatchComp and you'll be in the running to win a set. Not on social? Email marketing@usborne.co.uk with your display photos, include TangledMagicPatchComp in the subject line. Deadline for entries 30th November <http://bit.ly/PatchworkCompTCs>

THE NEW FAIRY TALE FROM SOPHIE ANDERSON
Illustrations by Saara Katariina Söderlund © Usborne Publishing, 2020




The Castle of Tangled Magic

A FAIRY-TALE RESOURCE PACK FOR
KS2 & KS3 TEACHERS AND LIBRARIANS

DOORWAYS, KEYS AND THE MAGIC OF OBSERVATION.

 EXTRACT, PAGE 104:


Could there really be another place somehow locked inside this dome? A place filled with magic? I lift the key towards the keyhole and my heart pounds as they both glow brighter...but a squeeze of uncertainty makes me stop still. "I'm nervous," I whisper. "Olia, this is our only chance to save Castle Mila." Feliks rises to his feet in his more human-like form. His tail fluffs up behind him, huge and orange. "Unlock this and everything will become clear. I've watched you for years and




I know how brave you are – you can do this." My chest swells as I feel more sure of myself. I slide the key into the keyhole, and turn it. A loud, clear click resonates through the attic and into my body. I feel it rippling through my flesh and echoing in my bones. Then a blinding light rushes over me and I close my eyes and draw back, still clutching the key in my hand. "It's all right, Olia. We're safe." Feliks nudges me gently and I peep my eyes open. As they adjust to the bright light, I see a section of the dome has opened outwards, forming a door. Beyond it, I should see the roof of Castle Mila. But I don't. My jaw drops and I gasp at the sight of a whole other land.

 **A MESSAGE FROM THE AUTHOR:** Sophie Anderson introduces you to her interesting home attic as she discusses magical doorways, and where they lead.

<https://bit.ly/amessagefromSophieAnderson>

 **DISCUSSION:** To get to the Land of Forbidden Magic, Olia has to believe in magic only she can see. Imagine you're Olia about to open your own magical doorway, how does it feel to be embarking on this adventure? Are you nervous, excited, uncertain? Why?

 **ACTIVITY:** Tell us about your own key, and your own doorway. Describe both sides of the doorway – where your doorway has opened from, and where it's opened into. What lies on the other side? Use all five of your senses for these descriptions.

The Castle of Tangled Magic


A FAIRY-TALE RESOURCE PACK FOR
KS2 & KS3 TEACHERS AND LIBRARIANS

THE LAND OF FORBIDDEN MAGIC, NEW TERRAIN

EXTRACT: PAGE 128

"This land is made of different domes. We're in Water Dome now, where river and ocean spirits live. Ludmila chained me up here because she knew I hate the wet." Koshka hisses at a small volelike spirit with silver scales and it dashes away. "You need to get some things from Fire Dome, then we can go to Earth Dome, where Chernomor's fortress is."

"What things?" I ask, looking up at the domed sky. Again I see a hint of more domes beyond it, although they're difficult to make out, as they shift and shimmer in the light.



A MESSAGE FROM THE AUTHOR: In this third read-along video, Sophie imagines mapping a world or place that might lie beyond a magical doorway.

<https://bit.ly/amesessagefromSophieAnderson>

DISCUSSION: The Land of Forbidden Magic is made up of four domes: Water, Fire, Earth and Air. Each dome looks, feels, smells and sounds different, and is home to different magical creatures. How does the accompanying map at the front of the book help you follow Olia on her journey? What dome, creature or place were you most excited about when you first looked at the map?

ACTIVITY: Design a map for your own magical land. Are there different sections? Who lives in your land? What landmarks are there? Is there anywhere that is particularly scary? Or is there anywhere you really want to visit?

THE NEW FAIRY TALE FROM SOPHIE ANDERSON
Illustrations by Saara Katariina Söderlund © Usborne Publishing, 2020



The Castle of Tangled Magic

A FAIRY-TALE RESOURCE PACK FOR
KS2 & KS3 TEACHERS AND LIBRARIANS

TIME IS RUNNING OUT, THE POWER OF A COUNTDOWN

 **EXTRACT, PAGE 225:**


Feliks expands a large, dark-wood pendulum clock from his pocket. Leaping over its face is a horse, mid-flight, with a rider on its back, dressed for battle. "Just after three o'clock," Feliks says, as the pendulum swings heavily back and forth on the end of a long chain.


"Less than three hours..." My stomach lurches with the movement of the pendulum, which seems to speed up with every swing. It doesn't make sense, just like time doesn't make sense in this place. It's slipping away from me, too fast.



 **A MESSAGE FROM THE AUTHOR:** Sophie Anderson shares the inspirations behind the writing of Feliks' eight clocks, and what they represent.

<https://bit.ly/amessagefromSophieAnderson>

 **DISCUSSION:** Have you noticed that, whenever Feliks checks the time, he always has a different clock? Which clock has been your favourite? Think about which clocks Feliks uses at different times in the story – what do you think each clock means?

 **ACTIVITY:** Design your own clock. Are there any clocks in your house or that you've seen that might inspire you? Think about when you might use this clock. Is it big or small? What decoration will you add to it? Does it make a noise or do something special?



THE NEW FAIRY TALE FROM SOPHIE ANDERSON
Illustrations by Saara Katariina Söderlund © Usborne Publishing, 2020



The Castle of Tangled Magic

A FAIRY-TALE RESOURCE PACK FOR
KS2 & KS3 TEACHERS AND LIBRARIANS

FRIENDSHIP, COURAGE AND BELIEF.

 EXTRACT PAGE 228:


We walk together, deeper into the maze. Thoughts buzz in my mind like a swarm of hoverflies, and I try to make them settle. I remember what I said to Feliks after I got the Giant's Sword: that I thought someone bigger, braver and stronger should be doing this. And I remember Koshka telling me that I'm the only person who can use the blade.


I'm relieved and glad to be back with my new friends, but this also feels like something that I alone am responsible for doing. Two worlds depend on me being strong and brave and good enough. But inside, I feel as unsteady and uncertain as the floorboards in Sun Dome that broke and fell away beneath me.

Babusya enters my thoughts, with her twinkling eyes and huge white hair, telling me that if I believe I can do it, then I will. I look down at Feliks, who is trotting alongside me as a fox, and remember him telling me that belief is one of the few things more powerful than magic. And I think to defeat Chernomor maybe I must be more than strong and brave. I must believe in myself too.

 **A MESSAGE FROM THE AUTHOR:** In this fifth read-along video Sophie looks at the power of confidence, and she also reminds us of some previous literary friendships.

<https://bit.ly/ameessagefromSophieAnderson>

 **DISCUSSION:** Friendship and family plays an important part in the story, and Olia finds help and support from both her old friends and her new friends, as well as from her family. There are a few times throughout the story where Olia feels lost or as if she doesn't know what to do next, but with her friends and family around her, she begins to believe in herself, and what she can do. Discuss the obstacles in Olia's path and her attitude towards them, what does Feliks mean when he says belief is more powerful than magic? How?

 **ACTIVITY:** Imagine you're Feliks, watching Olia worry about her journey ahead. Write a letter to Olia encouraging her – what words of encouragement and support does she need to hear?

The Castle of Tangled Magic

A FAIRY-TALE RESOURCE PACK FOR
KS2 & KS3 TEACHERS AND LIBRARIANS

ACCEPTING MISTAKES AND MAKING THINGS RIGHT

 EXTRACT, PAGE 399:

"For generations our family has maintained and repaired the castle. It was our family home, so I loved it for that, but it had a blemished past."

"Now the castle is gone, we can forget all the bad things our ancestors did," I say, trying to comfort him.


"No." Papa shakes his head. "We should never forget our history. Even if our ancestors make us feel guilty or ashamed or angry, we need to remember what they did and turn those emotions into something good."


"How?" I ask, unsure what Papa means.

"By doing what you said, Olia, when we were all in Etkä's branches before the final storm. You said we should 'face up to what our ancestors did and try to make amends for it' and you were right. We have to accept our mistakes, even if it's difficult, and think about what we can do to help make things right. And we have to put our efforts into moving forwards and building a better future for everyone."

 **A MESSAGE FROM THE AUTHOR:** In this final read-along video Sophie Anderson explores the theme of mistakes and how it can help individuals, as well as society, grow.

<https://bit.ly/amessagefromSophieAnderson>

 **DISCUSSION:** By untangling the two worlds and releasing the spirits, Olia does her best to fix the mistakes of her ancestors, by accepting them, and trying to do the right thing – even though it is difficult to do so. Identify things that aren't right in the world, how can you seek to be part of the solution? What amends can we make? Discuss with your classmates.

 **ACTIVITY:** Write a class pledge for the year ahead.

The Castle of Tangled Magic

A FAIRY-TALE RESOURCE PACK FOR
KS2 & KS3 TEACHERS AND LIBRARIANS

UNRAVEL THE MAGIC:

A TIMELINE OF WRITING WITH SOPHIE ANDERSON

Five steps to plotting an adventure:

how to unravel your own ideas and turn them into something magical.

1. GATHER YOUR INSPIRATIONS...

Look around curiously and you'll find anything can spark an idea. Write notes or lists, collect or sketch pictures of things you might like in your story. This could include characters (somebody like you? A talking lizard with a slight resemblance to someone you know?), settings (a community like your own? An igloo on a cloud?), objects (a music box like one you saw in a shop? A velvet waistcoat?), and even words you like (serendipity? Kerfuffle?).

2. GET TO KNOW YOUR CHARACTERS...

Think about what they look like; how they talk, laugh, and move; how they spend their days, and what their hopes and dreams are. Try writing an interview for them with interesting questions like, what is your most treasured memory? How would you change the world? Or, what is the most embarrassing thing that ever happened to you? Then imagine you are the character and answer the questions.

3. THROW SOMETHING AT YOUR MAIN CHARACTER...

Stories often start with an inciting incident – an event that propels the main character into an adventure. In *The Castle of Tangled Magic* it was a fierce storm. But it can be a less dramatic event too – in *The House with Chicken Legs* it simply involved the main character, Marinka, meeting someone she wanted to be friends with. Think about what you could introduce into your main character's world that might set them off on a new and exciting path.

THE NEW FAIRY TALE FROM SOPHIE ANDERSON
Illustrations by Saara Katariina Söderlund © Usborne Publishing, 2020



The Castle of Tangled Magic

A FAIRY-TALE RESOURCE PACK FOR
KS2 & KS3 TEACHERS AND LIBRARIANS

4. RAISE THE STAKES...

The inciting incident should make your character want to do something. The storm made Olia want to save her castle. Meeting a potential friend made Marinka want to change her destiny. What does your character want to do now? And what will happen if they can't do it? Will they lose something they love? Or will the world end? The higher the stakes, the tenser your story will be.

5. BELIEVE IN YOURSELF.

Humans are born storytellers. When you draw a picture, hum a tune, play an imaginative game, daydream, or tell someone about your trip to the shops, you are weaving a tale. We spend our lives surrounded by stories. They are in the news, in books and magazines, in movies and TV shows, and in our conversations with others. You know in your heart what makes a good tale, so trust yourself. Stories are part of the magic inside us all, and to unravel it you only need a little faith and courage.

Thanks for joining in our virtual fairy-tale read-along with Sophie Anderson.

Did you know Sophie does virtual events? If you'd like to host Sophie in your class, visit sophieandersonauthor.com for more information.



THE NEW FAIRY TALE FROM SOPHIE ANDERSON
Illustrations by Saara Katariina Söderlund © Usborne Publishing, 2020

