



TEACHERS' RESOURCES

RECOMMENDED FOR

Lower and middle primary
(ages 6–8; years 1 to 3)

CONTENTS

1. Plot summary	1
2. About the author	2
3. About the illustrator	2
4. Pre-reading questions	2
5. Writing style/structure	2
6. Key study topics	2-3
7. Illustrations	3
8. Fun facts page	3
9. Further reading	4

KEY CURRICULUM AREAS

- **Learning areas:** English
- **General capabilities:** Literacy, personal and social capability, critical and creative thinking

REASONS FOR STUDYING THIS BOOK

- Develop independent reading
- Help foster understanding and empathy
- Encourage discussion around family and belonging

THEMES

- Family
- New experiences
- Living at the beach

PREPARED BY

Penguin Random House Australia


PUBLICATION DETAILS

ISBN: 9781760893675 (paperback);
9781760147419 (ebook)

These notes may be reproduced free of charge for use and study within schools but they may not be reproduced (either in whole or in part) and offered for commercial sale.

Visit penguin.com.au/teachers to find out how our fantastic Penguin Random House Australia books can be used in the classroom, sign up to the teachers' newsletter and follow us on [@penguinteachers](https://twitter.com/penguinteachers).

Copyright © Penguin Random House Australia 2020



Aussie Kids: Meet Katie at the Beach

Rebecca Johnson and Lucia Masciullo

PLOT SUMMARY

Hi! I'm Katie.

I have a wobbly tooth that won't come out!

But it's not going to spoil my trip to the beach.

We're going to eat mangoes and play beach cricket!

Aussie Kids is an exciting new series for emerging readers 6-8 years.

From a NSW Zoo to a Victorian lighthouse, or an outback sheep farm in WA to a beach in QLD, this junior fiction series celebrates stories about children living in unique places in every state and territory in Australia.

8 characters, 8 stories, 8 authors and illustrators from all 8 states and territories!

Come on an adventure with Aussie Kids and meet Katie from Queensland.

ABOUT THE AUTHOR

Rebecca Johnson is an award-winning Australian author, part-time primary school science teacher and mother of two. In 2015 she received the Prime Minister's Prize for Excellence in Science Teaching in Primary Schools. In 2010 Rebecca received the Peter Doherty Award for Excellence in Science Teaching.

The 'Juliet' series won the Environmental Award for Children's literature in 2014 (*Bush Baby Rescue*) and 2017 (*Rainforest Camp*), been nominated for the CBCA younger readers section (2014 and 2015), and nominated for the Adelaide Festival Awards for Literature (2014). This series will soon be published in Norwegian, Czech, Slovak and Portuguese.

Her bestselling series of page-turning adventures featuring Australian wildlife (Steve Parish Storybook Collection) has sold more than 3 million copies and will soon be published in Mandarin. Her Insect Series (published by Pascal Press) was Winner of the 2014 Whitley Commendation for Best Educational Series.

ABOUT THE ILLUSTRATOR

Lucia Masciullo grew up in Livorno, Tuscany. She moved to Australia in 2007 and since then she has been happily working as an illustrator. She has illustrated more than 20 books, among which are the CBCA Honour Book and the Prime Minister's Literary Award short-listed *Come Down, Cat!* by Sonya Hartnett, and the Our Australian Girl series. She now lives on the Gold Coast.

PRE-READING QUESTIONS

1. Look at the cover of *Meet Katie at the Beach*. What does the illustration on the front tell you? What do you think the story will be about?
2. Look at the map on the back cover. Where do you think the story is set?
3. Can you find your home on the map?

WRITING STYLE/STRUCTURE

Questions

1. This book is broken up into chapters – how many are there?
2. Look at the map that appears before the story starts. Count how many states Australia has and how many territories. Which state do you live in?

3. Stories have a beginning, middle and an end. A problem or worry is usually introduced for the main character at the start of the story and is resolved as the narrative goes on. What is Katie's problem? Is she worried about this throughout the whole story?
4. Think about what the story would be like if Katie didn't have a wobbly tooth. Would the story be as exciting?

Activities

- The most exciting part of a story is usually the climax and happens towards the end of the story. Can you pick the climax of the story in *Meet Katie at the Beach*? Why have you chosen that moment?

KEY STUDY TOPICS

Family

Questions

1. Katie has a younger sister and an older brother. Do you have brothers and sisters? Can you find any moments in the story when Katie and Alex look after each other? Are there other examples of people helping and looking after each other in the story?
2. Katie has to be brave because of her sore tooth. Can you think of times you've had to be brave?
3. Katie's dad asks her if she wants him to pull out her wobbly tooth. How does the author make it obvious to the reader that he is only teasing her about this?
4. Does the story give you the feeling that Katie and her family go to the beach often? Which moments in the text make you think this?

Activities

- Re-read chapter 4 and write a version of the beach cricket scene from a different character's point of view. You could pick either Alex, Daisy, Mum or Dad.

New experiences

Questions

1. In the story Katie has a wobbly tooth. Have you ever had a wobbly tooth?
2. Katie is worried about her tooth hurting when she's at the beach. It might be the first loose tooth she's had. Can you think of experiences you've had when something new has happened?

Activities

- Look at the postcard in the front of the book. Create your own postcard to send to a friend or



family member. Tell them about a new experience you've had recently. Or it could be about a place you've been to for the first time. Don't forget to include how you felt!

Living at the beach

Questions

1. Katie and her family live in a high-rise apartment building overlooking the beach. How is her home different to yours?
2. Can you remember the first time you saw the ocean?

Activities

- Katie lives next to the beach, and some people live next to a park or have a big backyard to play in. Draw a picture of Katie's beach. Then draw a picture of the place where you play the most. Make a list of the biggest differences between the two drawings.
- Create a word cloud using all the different words you can think of to describe the beach. Don't forget to include words that describe smells, textures and tastes.
- In groups, act out what it might be like to see the ocean for the first time.

ILLUSTRATIONS

Lucia Masciullo has created the illustrations for *Meet Katie at the Beach*.

- Why do you think the colour yellow was chosen to highlight the illustrations? Do you think it was a good colour to pick? Why?
- Look carefully at the illustrations. How does Lucia communicate how the characters are feeling? Is body language used well in the illustrations? Find examples of when Katie is looking: worried, sad, concerned (about her tooth) and happy.

FUN FACTS PAGE

At the back of the book there is a section called 'Fun Facts about the Beach'. Have a look at the information on these pages.

Questions


1. Australia is a big island. Can you think of other countries that are or have a lot of islands?
2. Katie has a pet hermit crab called Nipper. She also sees a crab on the beach. What do you think the differences between these two crabs would be?

Activities

- Draw a picture of a beach you have been to, or have seen in a book or on TV. Include all the things you might usually see there.
- Katie encounters a crab on the beach when she is looking for her missing tooth. Can you name other animals you might see at the beach? Draw up a chart of these different animals, listing what they eat and where they live.
- The tide washes lots of interesting things up onto the beach during high tide. Have you found things on the beach before? Write a list of all the things you have found on a beach. Compare lists with the person sitting next to you.



FURTHER READING FROM PENGUIN RANDOM HOUSE AUSTRALIA



Aussie Kids: Meet Zoe and Zac at the Zoo
by Belinda Murrell and David Hardy

Hi! I'm Zoe and this is Zac.

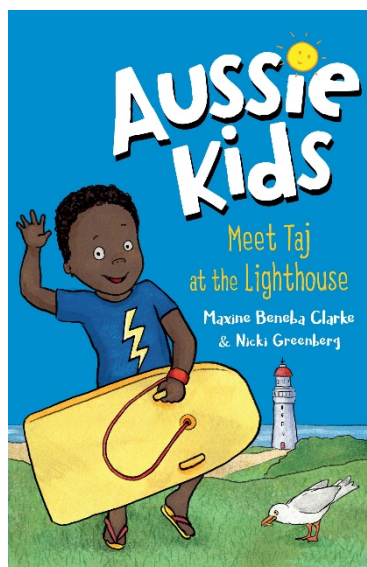
We're so lucky we live at the zoo!

As a birthday treat, we're helping out with the animals.

We can't wait!

Come on an adventure with Aussie Kids and meet Zoe and Zac from New South Wales.

Teachers' resources available.



Aussie Kids: Meet Taj at the Lighthouse
by Maxine Beneba Clarke and Nicki Greenberg

Hi! I'm Taj.

This is my favourite T-shirt.


I brought it to Australia from my old home.

My family came here after a long journey.

It was hard at first, but now I love my new home!

Come on an adventure with Aussie Kids and meet Taj from Victoria.

Teachers' resources available.



Aussie Kids: Meet Eve in the Outback
by Raewyn Caisley and Karen Blair

Hi! I'm Eve.

I live at a roadhouse in the Nullarbor.

We don't get many visitors. But today my cousin Will is coming.

We'll have so much fun!

Come on an adventure with Aussie Kids and meet Eve from Western Australia.

Teachers' resources available.



ORDER FORM

TITLE	AUTHOR	ISBN	SCHOOL YEAR	RRP	QTY	TOTAL
Aussie Kids: Meet Katie at the Beach	Rebecca Johnson and Lucia Masciullo	9781760893675	1-3	\$12.99		
Aussie Kids: Meet Zoe and Zac at the Zoo	Belinda Murrell and David Hardy	9781760893651	1-3	\$12.99		
Aussie Kids: Meet Taj at the Lighthouse	Maxine Beneba Clarke and Niki Greenberg	9781760894528	1-3	\$12.99		
Aussie Kids: Meet Eve in the Outback	Raewyn Caisley and Karen Blair	9781760894108	1-3	\$12.99		
TOTAL						

PLEASE NOTE THAT PRICES ARE RECOMMENDED RETAIL ONLY AND MAY HAVE CHANGED SINCE THE TIME OF PRINTING. PRICES ARE GST INCLUSIVE.

<p>NAME: _____</p> <p>SCHOOL: _____</p> <p>ADDRESS: _____</p> <p>STATE: _____</p> <p>POSTCODE: _____</p> <p>TEL: _____</p> <p>EMAIL: _____</p> <p>ACCOUNT NO.: _____</p> <p>PURCHASE ORDER NO.: _____</p>	<p>PLEASE SEND ORDER FORMS TO YOUR LOCAL EDUCATION SUPPLIER.</p>
---	--

