



KATE on the CASE

HANNAH PECK

RESOURCE PACK FOR KS2 TEACHERS

Suitable for: Ages 7+

Special Correspondent Briefs: Scene-drawing; Diary-writing; ID Cards; Interviews; Newspaper Articles

Subject Checklist: Reading Comprehension & Inference; Writing; Drama; Art, Design & Technology

The activities included here are suitable for home learning or in the classroom.

ABOUT THE BOOK

Young reporter-in-training Kate and her mouse-accomplice Rupert are on board a train, to visit Kate's mum in the Arctic.

But as soon as the train departs, mysterious things start happening.

A packet of ginger nuts goes missing ...
A collection of gymnastics trophies are stolen ...
And some ancient scrolls disappear ...

Fellow passenger Madame Maude seems the most likely culprit, until a surprising – and delicious – twist turns the whole investigation on its head.

First in a witty two-colour chapter-book series about a bold young detective and a colourful cast of suspects, in a setting worthy of Agatha Christie.



COVER CLUES: INTRODUCING THE BOOK

In pairs, look at the cover and title of the book:

Kate on the Case

All-Aboard for Whisks, Whiskers & a Delicious Adventure!

- What are the key words in the title? Underline them.
- What other words are used to describe the book? What clues do they give you about the story?
- What other clues can you find on the cover?
- What type of story do you think this will be?
- Who do you think the main character might be? What might he/she be like?

Activity Suggestion 1:

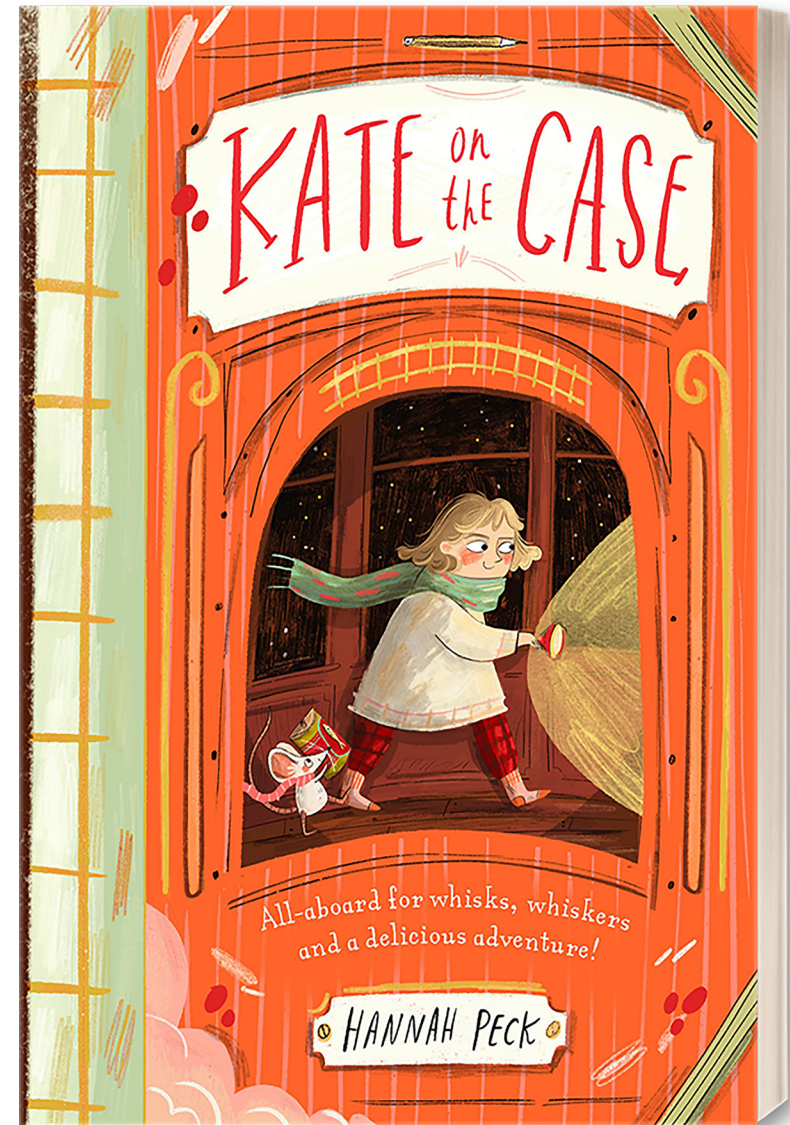
In groups, create a film trailer for the book, taking into consideration the possible setting, heroes, villains, and themes.

Activity Suggestion 2:

Create a new title and cover for the next book in the Kate on the Case series. Make it as catchy (and eye-catching) as possible!

Activity Suggestion 3:

Design your own Case Book File or Cover to make notes as you read Kate on the Case!



SPECIAL CORRESPONDENT BRIEF 1: KATE'S DIARY

Q. What is a Special Correspondent? In what situations do you need a Special Correspondent?

'Pardon me, Madame Maude. Pardon me, child and mouse,' he honked.

'Luggage coming through!'

Everyone shuffled out of the way.

Everyone except – yes, really – Master Mimkins, who was frowning at his own reflection in a vase.

Kate would later write in her diary that what happened next was 'Total and Utter Chaos'.

Simon stepped directly on Master Mimkins's tail. Master Mimkins let out a terrible shrieking 'YEEEEEOOOOOOWW!'

Luggage toppled everywhere.

Pants whizzed past Kate's nose and caught on a candelabra.

False teeth chattered under tables. A jar of pickled eggs bounced away down the aisle.

A whole stack of golden trophies clattered out of a small red case and landed at Madame Maude's feet.

DISCUSSION QUESTIONS:

1. What or who does Simon step on?
2. What does Kate see at the end of the extract? Why do you think this is important?
3. Why do you think Madame Maude is described as having 'magpie eyes'?



Activity Suggestion 1: TOTAL AND UTTER CHAOS

Re-read the extract and pick out any striking lines or images that help to show the confusion of the scene. In the train carriage template below, draw what you see is happening. You might want to consider the events highlighted below!

Simon stepped directly on Master Mimkins's tail. Master Mimkins let out a terrible shrieking 'YEEEEEOOOOOOOWW!'

Luggage toppled everywhere.


Pants whizzed past Kate's nose and caught on a candelabra.

False teeth chattered under tables.

A jar of pickled eggs bounced away down the aisle.

A whole stack of golden trophies clattered out of a small red case and landed at Madame Maude's feet.

Amidst all the confusion, Kate saw a glimmer in Madame Maude's magpie eyes.





Activity Suggestion 2: KATE'S DIARY



In the extract, the author Hannah Peck writes that Kate would later write in her diary that what happened next was 'Total and Utter Chaos.'

Using the template below, write Kate's diary entry for the day in which she describes the incident of Simon stepping on Master Mimkins's tail. Writing in-role as Kate, note down her thoughts and feelings, and any suspicions she might have...

Dear Diary,

What happened today was Total and Utter Chaos.....
.....
.....
.....
.....
.....
.....
.....
.....
.....
.....
.....
.....
.....
.....

Kate

SPECIAL CORRESPONDENT BRIEF 2: KATE'S ID CARD

Q. What skills would you need to have to be a Special Correspondent?

Kate didn't like Madame Maude, but she wasn't going to stay annoyed when there was a whole train to explore and, no doubt, many hidden stories for a Special Correspondent to report.

Together she and Rupert found a small library stuffed with old books – where they met a pensive Russian priest conversing with a bored-looking man called Mr Billie, a conservatory – where a glass ceiling revealed the fading pink of a winter sky, an impressive dining car and, just beyond that, a kitchen.

Peering round the silver door they found Simon the Conductor-in-Training leaning over a vat of bubbling beige goo and peering at a recipe book, a wooden spoon in one hand and a dishcloth in the other.

'A pinch of salt?' he was muttering to himself. 'A pinch? What is this – a riddle?'

'Shouldn't you be conducting the train?' Kate asked nervously, making him jump.

'Kate! The kitchen is ABSOLUTELY Out of Bounds for children and small animals.' He flapped a dirty dishcloth at them.

'There are knives galore! Off you go!'

'I'm not looking forward to breakfast, if that's what we're getting,' said Rupert as they scurried back down the train, pockets full of emergency bread rolls stolen for this very reason.

DISCUSSION QUESTIONS:

1. What or who is Kate looking for here?
2. What things do Kate and Rupert find on the train?
3. What can you tell about Kate's personality and interests? Pick out key words and phrases.



Activity Suggestion 1: EVIDENCE SHEET

What words would you use to describe Kate? We have suggested some for you below. Become clue-hunters and find evidence in the text that matches each word. The first one has been done for you. There is space at the bottom of the Evidence Sheet for you to add some descriptive words and evidence of your own!




WORD TO DESCRIBE KATE	EVIDENCE FROM THE STORY
CURIOUS	'[...] she wasn't going to stay annoyed when there was a whole train to explore [...].' - page 15
BRAVE	
ORGANISED	
FRIENDLY	
AMBITIOUS	
OBSERVANT	
PATIENT	

Activity Suggestion 2: SPECIAL CORRESPONDENT ID CARDS

In the first chapter of the story, we learn that Kate is an aspiring Special Correspondent.

Using the Special Correspondent ID Card Template, draw Kate and write a short description of her using some of the words from Activity 1.

When you have finished, create a Special Correspondent ID for yourself! What special qualities and personality traits do you have?

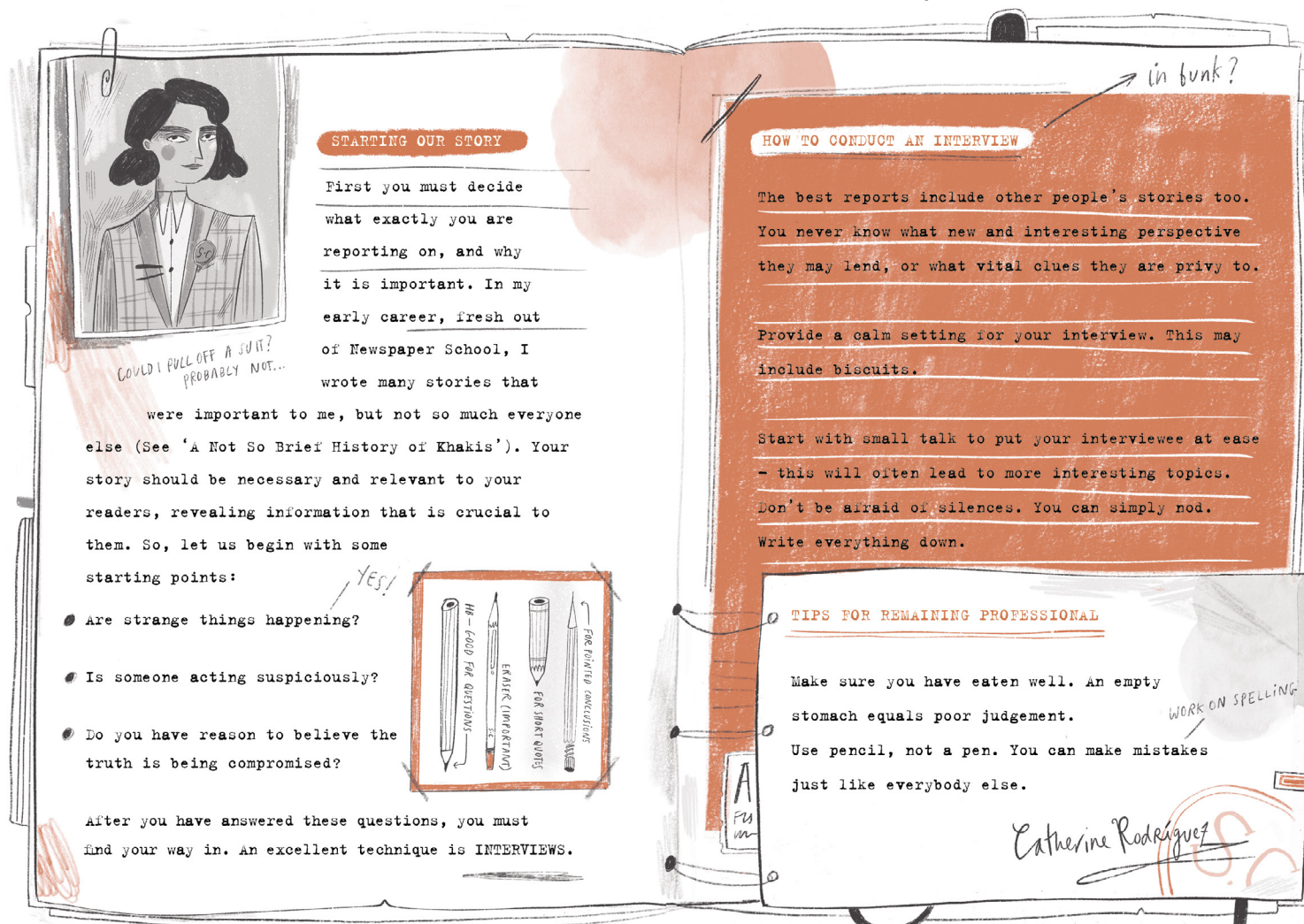


SPECIAL CORRESPONDENT BRIEF 3: INTERVIEWS

Kate decided in that single moment that she was going to solve this mystery. Madame Maude's lips were sure to be as tightly sealed as a jar of gherkins, but that wouldn't stop her from questioning everyone else she could.

DISCUSSION QUESTIONS:

1. How is the style of this spread different to the style of other pages in the book?
2. Why do you think the author has included extracts from Catherine Rodríguez's Special Correspondent Manual?
3. Whose annotations do you think are scribbled around the pages?



Activity Suggestion 1: INTERVIEWS

In the story, Kate must try to solve the mystery of who has stolen Miss Brûlée's gymnastics trophies! Imagine that YOU are a Special Correspondent and are going to interview the different characters to try and find out who is responsible.

Note down some questions you would like to ask each suspect on your 'Interview Preparation' worksheet. Then, try to think of alibis for each of the 3 suspects and how they might answer the Investigator's questions.

When you have completed your worksheet, take it in turns as a class to hot seat the interview of each of the characters, using Catherine Rodríguez's tips to help you.

Which Special Correspondent in your class asked the best questions?



INTERVIEW PREPARATION

THE TWINS

QUESTION 1:
.....
QUESTION 2:
.....
QUESTION 3:
.....
ALIBI:
.....
.....

THE TWINS

QUESTION 1:
.....
QUESTION 2:
.....
QUESTION 3:
.....
ALIBI:
.....
.....

THE TWINS

QUESTION 1:
.....
QUESTION 2:
.....
QUESTION 3:
.....
ALIBI:
.....
.....

NOTES

.....
.....
.....
.....
.....
.....
.....
.....
.....
.....

SPECIAL CORRESPONDENT BRIEF 4: THE LOOKOUT POST

Q. What are the elements of a good newspaper report or story? Can you think of one you've read recently?

DISCUSSION QUESTIONS:

1. Why do you think Catherine Rodríguez has written to Kate? How will Kate feel about this?
2. What 'shows real guts' according to Catherine?
3. What do you predict is written in Catherine's proposal?





SPECIAL CORRESPONDENT BRIEF 4: THE LOOKOUT POST

When you have finished reading *Kate on the Case*, summarise the key events in the story by placing them into 8 bullet points.

-
-
-
-
-
-
-
-



Then, draw each of the events that you have listed in the 8-square storyboard below.


Suggested Activity 2: THE LOOKOUT POST

Using the newspaper template at the end of *Kate on the Case*, write down the events of the story as a news report or article. You might want to use your storyboard to give you inspiration for what to include and help you to organise your ideas.

If you can, use the following success criteria:

- ✓ Paragraphs
- ✓ The 5 Ws: Who, What, When, Where and Why
- ✓ Key Events and Descriptions
- ✓ Written in Third person and Past Tense
- ✓ Quotes and Interviews from Witnesses
- ✓ Direct and indirect speech





The Lookout Post

65/20

KATE ON THE CASE

WHISKS, WHISKERS &
WHOLE LOT OF SNEAKING -
A YOUNG CORRESPONDENT'S
FIRST STORY...

Handwriting practice area consisting of two columns of dotted lines on a lined background.